





Skeldale House Crochet 3D Pineapple Bluebell



Sew out 6 pineapple
petals in blue and
3 pineapple Petals in
green for the leaves



Rinse out under a tap for a few minutes and using a 3 inch styrofoam egg pin the Petals around the center bottom of the egg



move them around till they look like this and then pin in place




the in the center of each petal pin to the middle of the egg



Once you got that done
take out one of those pins
at a time
and place in where the
petals meet



with thumb and finger
slightly mold the curve
of the point part of the
petal



Set down to dry and lay petals and center out to dry curve the center if you wish



I used aleen's fabric glue. carefully remove the flower from the egg when dry and glue the leaves to the flower and the center in the center of the flower



Can be used on gifts almost anything just have some fun with it

LEGAL NOTICE

**Gifts of my designs is a license to use my designs,
and does not allow duplication in any form.
Selling, trading or transferring Skeldale House Designs
to any other party is a violation of copyright ,of title 17 U.S.C., et seq.**

1997 © 2006

[Skeldale House](#)