


## The Last Supper

Filet Crochet Decorated

Can be sewn in solid white  
by stopping at the color break

Designs are Free Standing lace  
Total designs 20

Available Formats  
DST, EXP, HUS, JEF, PES, VIP, VP3, XXX



Finished size 28.5 inches wide x 20.5 inches tall

Design's are Free Standing Lace when done as directed  
I used 2 layers of Vilene,  
number 12 schmetz universal needle,  
40 weight Madeira Rayon thread on top and a fine bobbin thread.  
I rinsed the vilene in the tub for about 30 minutes,  
Not tested with any other stabilizer

---

**Design Specifications**  
Make sure these designs fit your Hoop




LS\_01a.vp3



LS\_02a.vp3



LS\_03a.vp3



LS\_04a.vp3



LS\_05a.vp3



LS\_06a.vp3



LS\_07a.vp3



LS\_08a.vp3



LS\_09a.vp3



LS\_10a.vp3



LS\_11a.vp3



LS\_12a.vp3




LS\_13a.vp3



LS\_14a.vp3



LS\_15a.vp3



LS\_16a.vp3



LS\_17a.vp3



LS\_18a.vp3




LS\_19a.vp3

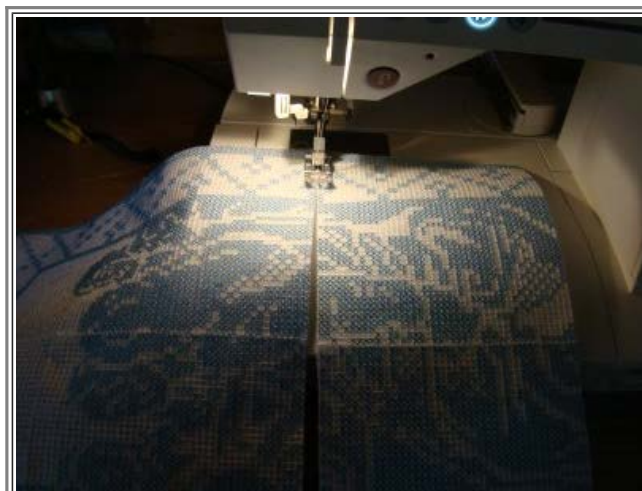


LS\_20a.vp3


I use this stitch on my machine for sewing the blocks together  
I joined very slowly, and tried to miss the blue  
When I got to more colored parts, I changed the color of thread  
This minimized the seam look



first I sewed the blocks in strips.  
Matching the squares




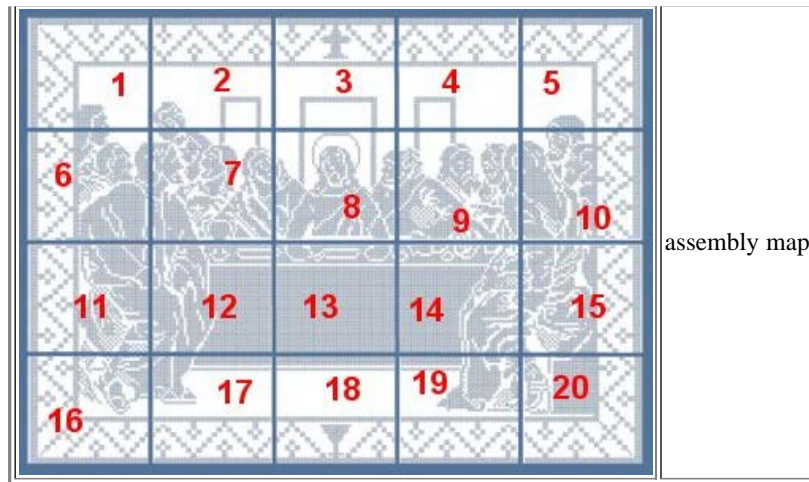
then I sewed the strips together  
matching the squares and seams



I soaked in the tub of hot water for about 30 minutes and lay out on a towel to dry  
Picture of actual sew out

Can also be done as window effect





1997 © 2013  
[Skeldale House](#)