

Double Pineapple Doilies

©Original Design By Missi Phillips

Not taken from any pattern

Three sizes

Design's are Stand alone Lace
Instructions Included for assembly
the doilies are 14.5, 12.5 and 10.4 inches in diameter
I used 2 layers of water Soluble Stablizer, pulled so tight it squeeks
number 12 schmetz universal needle or size 80,
this is important as the design is dainty and needs the smaller needle
40 weight Madeira Rayon thread top
and serger cone thread in the bobbin for softness and stability.
prewounds are too thin a thread for this..
Sew out slowly, this is delicate and speed makes waste,
and each one in a single hoop for best results..

Available Formats


DST, EXP, HUS, JEF, PCS, PES, VIP, VP3, XXX

PCS - one size only, the other 2 will come in dst for you


XXX - 2 sizes, third size will come in dst

Make sure your machine can handle the sizes before you buy


Design specifications below



Close up of a cluster of all three doilies




Close up of the sewn design




Close up of the sewn design stitches

Easy assembly




Sew 3 designs to gether with a light zig zag



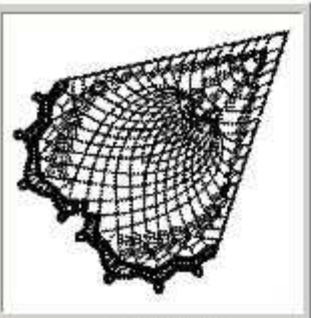
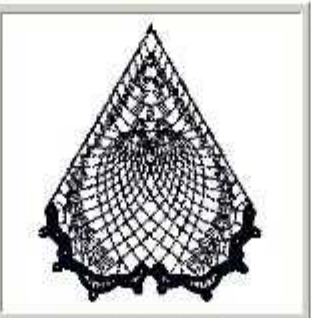

Now sew the 2 sides together Voila' done

A Runner made with the design and fabric inserts..





Design Specifications

		
Stitches: 17113 Width: 119.5 mm Height: 114.7 mm	Stitches: 19258 Width: 125.2 mm Height: 154.9 mm	Stitches: 20551 Width: 139.2 mm Height: 172.2 mm
pineapple5M.pcs	pineappleMD.vip	pineappleLG.vip

1997 © 2013

[Skeldale House](#)