

# In the Hoop Applique' Block and Designs 04 Peri Winkle

**Perfect as Single Applique' design**



**Available Formats  
DST, EXP, JEF+, PES, VP3**





---

**I did give you a pattern to use to cut your pieces needed manually**

**Having said that,**

**If you have a AccuQuilt Go,**

**I use Accuquilt Go # 55331 Leaves and Stems to cut my Pieces,  
the tulips are made from 2 leaves in this die**

**No other die is needed**

**Works with a Go or Go Baby**

### **Directions**

**Supplies you will need**

**Fabric**


**Steam a Seam Lite II -- Fusible web -- one sided, I used Pellon Quilters grid - used for the stabilizer  
or batting, Tear away stablizer gets messy**

**Clover Mini Iron -- I use the clover mini iron II got mine at Joanne's ,**

**I see no other way to do this, with out this small iron**

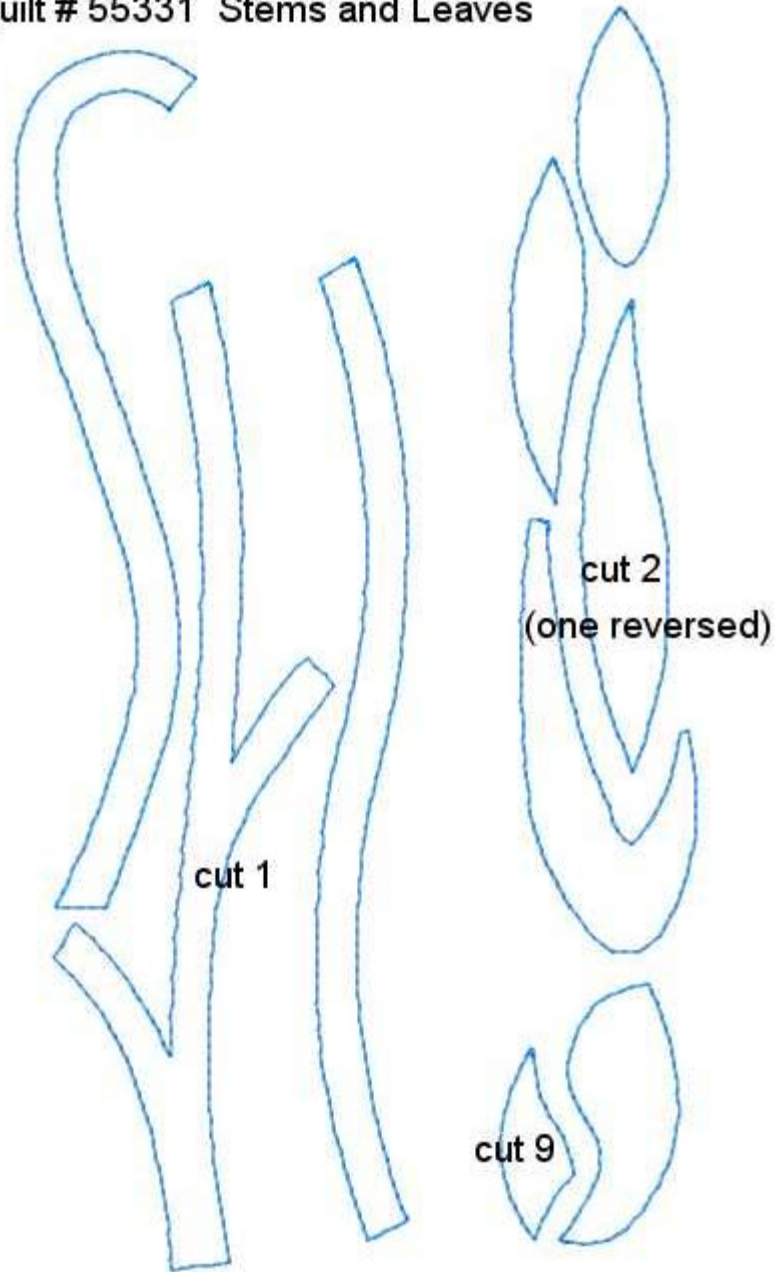
**Reg medium stabilizer for using for the pattern pieces**

### Pattern Pieces




Steam a Seam Lite II --  
Fusible web -- one sided,  
I used Pellon Quilters grid - used for the stabilizer  
or batting, Tear away stabilizer gets messy  
Clover Mini Iron -- I use the clover mini iron II  
I see no other way to do this, with out this small iron  
Reg medium stabilizer for using for the pattern pieces

# Accuquilt # 55331 Stems and Leaves









When sewing the green stem  
you may want to trim the green fabric  
See the parts outlined in red.  
the green showed through on mine





